



California JPIA
El Capitan Room
8081 Moody Street
La Palma, California 90623

AGENDA

EXECUTIVE COMMITTEE OF THE BOARD OF DIRECTORS

REGULAR MEETING

January 23, 2019

5:30 P.M.

CALL TO ORDER

President Curtis Morris

PLEDGE OF ALLEGIANCE

President Curtis Morris

ROLL CALL

Tom Chavez
Daryl Hofmeyer
Jennifer King
Darcy McNaboe
Sonny Santa Ines
Mark Waronek
Secretary, Mary Ann Reiss
Vice President Margaret Finlay
President Curtis Morris

ORAL COMMUNICATIONS

Any persons present desiring to address the Executive Committee on any proper matter may do so at this time.

CONSENT CALENDAR

All items under Consent Calendar may be enacted by one motion. Any item may be removed from the Consent Calendar and acted upon separately by the Executive Committee.

1. APPROVAL

Minutes of December 12, 2018 Regular Meeting

2. RECEIVE AND FILE

Treasurer's Monthly Compliance Report for December 2018

3. RECEIVE AND FILE Executive Committee Assignments
4. APPROVAL Special Meeting on January 30, 2019 to discuss Captive Formation
5. RECEIVE AND FILE 2019 Executive Committee Workshop Call for Items

REPORTS AND RECOMMENDATIONS

6. CONSIDERATION Marketing and Public Relations Plan
7. RESOLUTION Warrant Register
 NO. 2019-01 WR

A RESOLUTION OF THE EXECUTIVE COMMITTEE OF THE BOARD OF DIRECTORS OF THE CALIFORNIA JOINT POWERS INSURANCE AUTHORITY ALLOWING CERTAIN CLAIMS AND DEMANDS IN THE TOTAL OF \$6,064,396.01.

ADJOURNMENT

To a meeting on February 27, 2019, at 5:30 p.m., in the El Capitan Room of the California JPIA 8081 Moody Street, La Palma, CA 90623.

In compliance with Americans with Disabilities Act, if you need special assistance to participate in this meeting, please contact the Agency Clerk at (562) 467-8736. Notification 48 hours before meeting will enable the Authority to make reasonable arrangements to ensure accessibility. (28 CFR 35.102.35.104 ADA Title II)

TELECONFERENCE PARTICIPATION

To be a voting participant in action items appearing on the agenda, the participant's teleconference location must appear below, and the participant must have posted the agenda in a location accessible to the general public no less than 72 hours prior to the announced meeting time, in accordance and within the requirements of the Brown Act (Gov. Code, § 54950 et seq.). At the announced time of the meeting, teleconference participants (unless otherwise instructed) should call the California JPIA's teleconference number at **(562) 467-8764** and when prompted, enter the **Conference ID 547899**, and identify themselves for the record. To access the video conferencing and view the meeting online, go to [Join Skype Meeting](#).

TELECONFERENCE LOCATION

Mary Ann Reiss
266 Encanto Avenue
Pismo Beach, CA 93449

Dated: January 17, 2019
Posted: January 17, 2019

s/Veronica Ruiz
Veronica Ruiz, CMC
Agency Clerk

CALIFORNIA JPIA

MINUTES

EXECUTIVE COMMITTEE OF THE BOARD OF DIRECTORS

REGULAR MEETING

December 12, 2018

5:30 P.M.

CALL TO ORDER

President Morris called the regular meeting of the Executive Committee of the California JPIA to order at 5:38 p.m. in the California Room at the California JPIA, 8081 Moody Street, La Palma, CA 90623

ROLL CALL

A quorum was established by roll call.

PRESENT:

Tom Chavez
Daryl Hofmeyer
Darcy McNaboe
Sonny Santa Ines
Mark Waronek
Secretary, Mary Ann Reiss
Vice President, Margaret Finlay
President, Curtis Morris

ABSENT:

Jennifer King

EX OFFICIO:

Thaddeus McCormack, Managers Committee
Chairman
Jose Gomez, Finance Officers Committee
Chairman

ATTENDEES:

Chris Kustra, Carl Warren & Company
DeAnn Wagner, York Risk Services Group

STAFF: Jon Shull, Chief Executive Officer
Michelle Aguayo, Training Coordinator
Edith Avina, Administrative Assistant
Grazyna Buchowiecki, Senior Accountant
Melaina Francis, Risk Manager
Maria Galvan, Risk Manager
Norm Lefmann, Assistant Executive Officer
Courtney Morrison, Administrative Analyst
Veronica Ruiz, Agency Clerk
Lilian Salcedo, Office Assistant
Carl Sandstrom, Business Projects Manager
Ryan Thomas, Training and Loss Control Specialist
Jim Thyden, Insurance Programs Manager
Chris Yanonis, Maintenance Worker
Paul Zeglovitch, Liability Program Manager

**ORAL
COMMUNICATIONS**

There were no requests to address the Executive Committee.

PRESENTATION

The Executive Committee recognized the following staff members for their years of service to the Authority:

Maria Galvin, five years of service
Melaina Francis, five years of service
Michelle Aguayo, ten years of service
Paul Zeglovitch, ten years of service
Carl Sandstrom, fifteen years of service
Grazyna Buchowiecki, fifteen years of service

CONSENT CALENDAR

President Morris presented the items appearing on the Consent Calendar.

Vice President Finlay moved that the Consent Calendar items be approved, received and filed in one action. The motion was seconded by Director Waronek. With no objection received, the motion carried unanimously.

The Consent Calendar included:

- Executive Committee minutes from the regular meeting of November 14, 2018
- Treasurer’s Monthly Compliance Report for November 2018
- Publicly Available Salary and Pay Schedule
- Amendment to Employment Agreement with Chief Executive Officer

RECEIVE AND FILE
Liability Program Stewardship
Report

President Morris presented the Liability Program Stewardship Report item.

Paul Zeglovitch, Liability Program Manager, introduced Chris Kustra, Carl Warren and Company. Kustra presented a recap of the 2017-18 fiscal year, status of the program, and opportunities and challenges for the coming year.

Director Chavez moved to receive and file the Liability Program Stewardship Report. The motion was seconded by Director Santa Ines. With no objection received, the motion carried unanimously.

RECEIVE AND FILE
Workers' Compensation
Stewardship Report

President Morris presented the Workers' Compensation Stewardship Report item.

DeAnn Wagner, of York Risk Services Group presented an overview of the Workers' Compensation claims program for 2017-18 fiscal year.

Director Chavez moved to receive and file the Workers' Compensation Stewardship Report. The motion was seconded by Vice President Finlay. With no objection received, the motion carried unanimously.

CONSIDERATION
Captive Management Contract

President Morris presented the Captive Management Contract item.

Jon Shull, Chief Executive Officer presented an overview of the Captive Management Contract.

Vice President Finlay moved to approve the contract and authorize the Chief Executive Officer to execute appropriate documents on behalf of the Authority. The motion was seconded by Director Santa Ines. With no objection received, the motion carried unanimously.

RESOLUTION
NO. 2018-12 WR
Warrant Register

President Morris read, by title only, Resolution No. 2018-12 WR,

A RESOLUTION OF THE EXECUTIVE COMMITTEE OF THE BOARD OF DIRECTORS OF THE CALIFORNIA JOINT POWERS INSURANCE AUTHORITY ALLOWING CERTAIN CLAIMS AND DEMANDS IN THE TOTAL OF \$3,966,144.67.

Director Santa Ines moved to read by title only, waive further reading, and adopt Resolution 2018-12 WR. The motion was

seconded by Director Chavez. The motion carried unanimously by voice vote.

ADJOURNMENT

President Morris adjourned the meeting at 6:52 p.m. to the next regular meeting on January 23, 2019, at 5:30 p.m., in the El Capitan Room at the California JPIA, 8081 Moody Street, La Palma, CA 90623.

Mary Ann Reiss, Secretary

CALIFORNIA JPIA

AGENDA REPORT

To: EXECUTIVE COMMITTEE

From: Jonathan Shull, Chief Executive Officer

By: Alexander Smith, Chief Financial Officer

Date: January 23, 2019

Subject: Treasurer's Monthly Compliance Report

Attached is the Treasurer's Monthly Compliance Report for December 2018.

Directly held investments, as of December 31, 2018, totaled \$301.0 million. Cash held in LAIF was \$4.3 million and the money market account balance was \$390,690. Cash held in the Los Angeles County Pooled Investment Fund was \$14.2 million. Altogether, cash and investments totaled \$319.9 million at the end of the month.

The annualized yield to maturity at cost earned by direct investments was 2.29%. Accrual basis earnings were \$581,783. The quarter-to-date yield reported by LAIF was 2.21%, and the money market account yield was 2.31%. The Los Angeles County Pooled Investment Fund yielded 2.06%.

Recommended Action

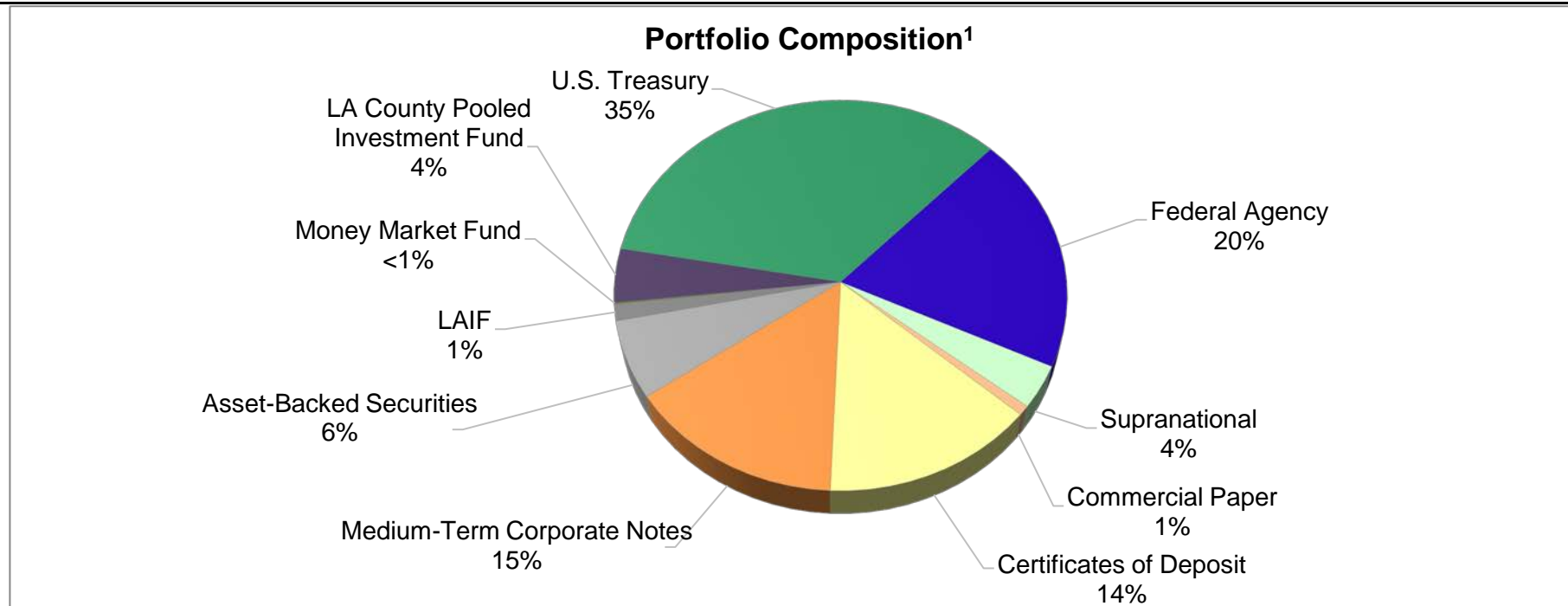
Receive and file.

<u>Security Type</u>	<u>Par Value</u>	<u>Original Cost</u>	<u>Amortized Cost</u>	<u>Market Value</u>	<u>Longest Maturity</u>	<u>Maximum Allowable Maturity</u>	<u>YTM at Cost</u>
U.S. Treasury	\$112,110,000.00	\$110,796,565.47	\$110,798,818.44	\$109,755,721.30	6.63 Years	10 Years	2.19%
Federal Agency	\$63,508,989.20	\$63,475,462.75	\$63,421,657.54	\$62,548,659.94	7.74 Years	10 Years	2.20%
Supranational	\$11,450,000.00	\$11,498,096.51	\$11,481,969.42	\$11,317,324.27	3.07 Years	5 Years	1.95%
Commercial Paper	\$2,500,000.00	\$2,468,750.00	\$2,488,888.90	\$2,487,767.50	65 Days	270 Days	2.53%
Certificates of Deposit	\$46,025,000.00	\$46,017,155.40	\$46,019,471.58	\$45,831,547.72	1.88 Years	5 Years	2.59%
Medium-Term Corporate Notes	\$47,395,000.00	\$48,178,664.15	\$47,747,589.04	\$46,953,707.83	4.25 Years	5 Years	2.33%
Asset-Backed Securities	\$20,430,000.00	\$20,428,518.27	\$20,428,870.16	\$20,314,185.50	4.21 Years	5 Years	2.47%
Total Securities	\$303,418,989.20	\$302,863,212.55	\$302,387,265.08	\$299,208,914.06			2.29%
Accrued Interest			\$1,785,647.21	\$1,785,647.21			
Total Portfolio	\$303,418,989.20	\$302,863,212.55	\$304,172,912.29	\$300,994,561.27			
LAIF	\$4,329,947.16	\$4,329,947.16	\$4,329,947.16	\$4,329,947.16	1 Day		2.21%
Money Market Fund	\$390,689.85	\$390,689.85	\$390,689.85	\$390,689.85	1 Day		2.31%
LA County Pooled Investment Fund	\$14,235,437.81	\$14,235,437.81	\$14,235,437.81	\$14,235,437.81	1 Day		2.06%
Total Liquidity	\$18,956,074.82	\$18,956,074.82	\$18,956,074.82	\$18,956,074.82			2.10%
Total Investments	\$322,375,064.02	\$321,819,287.37	\$323,128,987.11	\$319,950,636.09			2.28%

1. I hereby certify that all investments are in compliance with the investment policy adopted by the Executive Committee as of May 2018.
2. The California JPIA investment portfolio is managed by PFM Asset Management LLC.
3. PFM's market prices are derived from closing bid prices as of the last business day of the month as supplied by F.T. Interactive Data, Bloomberg or Telerate. Prices that fall between data points are interpolated.
4. In accordance with Generally Accepted Accounting Principles (GAAP), month-end holdings and information are reported on a trade date basis. Securities listed in bold type on the Security Transactions & Interest page have been traded, but have not yet settled.
5. All ratings are as of month end.
6. The Authority has the ability to meet its budgeted expenditures for the next six months.
7. Excludes \$2,724,039.72 of funds deposited with the Authority by the Central Coast Cities for payments on worker's compensation tail claims.
8. The yield for LAIF is the quarter to date yield as of December 31, 2018
9. The yield for the LA County Pooled Investment Fund is the earnings rate for November 2018. The county reports earnings with a one month lag.
10. Compliance with the investment policy is measured at the time of purchase.

Jose Gomez
California JPIA Treasurer

<u>Security Type</u>	<u>Market Value (\$)</u>	<u>% of Portfolio¹</u>	<u>Permitted by Policy (% or \$)</u>	<u>In Compliance</u>
U.S. Treasury	\$109,755,721.30	34.5%	100%	Yes
Federal Agency	\$62,548,659.94	19.7%	100%	Yes
Supranational	\$11,317,324.27	3.6%	7.5%	Yes
Commercial Paper	\$2,487,767.50	0.8%	25%	Yes
Certificates of Deposit	\$45,831,547.72	14.4%	30%	Yes
Medium-Term Corporate Notes	\$46,953,707.83	14.8%	30%	Yes
Asset-Backed Securities	\$20,314,185.50	6.4%	10%	Yes
LAIF	\$4,329,947.16	1.4%	\$65,000,000	Yes
Money Market Fund	\$390,689.85	0.1%	20%	Yes
LA County Pooled Investment Fund	\$14,235,437.81	4.5%	\$30,000,000	Yes
Subtotal Investments	\$318,164,988.88	100.0%		
Accrued Interest	\$1,785,647.21			
Total Investments	\$319,950,636.09			



1. Percentages may not sum to 100% due to rounding.

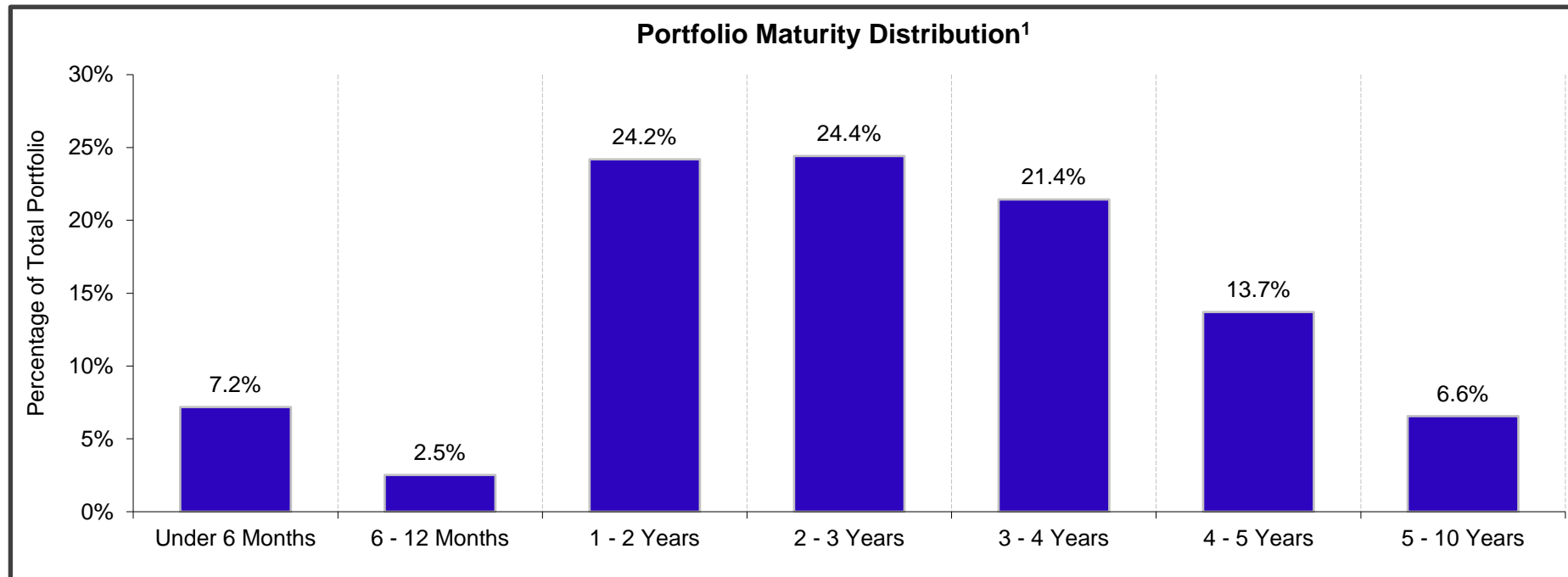
Maturity Distribution¹

December 31, 2018

Under 6 Months	\$22,960,840.86
6 - 12 Months	\$8,072,501.00
1 - 2 Years	\$77,412,415.59
2 - 3 Years	\$78,124,402.67
3 - 4 Years	\$68,539,913.22
4 - 5 Years	\$43,838,720.91
5 - 10 Years	\$21,001,841.84

Portfolio Duration ²	
Modified ³	2.65
Effective ⁴	2.63

Totals \$319,950,636.09



- Notes:
1. 4.6% of the portfolio is invested in currently callable securities. The callable securities are included in the maturity distribution to their stated maturity date, although they may be called prior to maturity.
 2. Duration calculations exclude balances in LAIF and the money market fund.
 3. Modified duration is the change in price of a security for a 1% change in the security's yield.
 4. Effective duration is the change in price for a 1% change in yield, while also taking into account the likelihood of options such as calls and paydowns for mortgage-backed securities being exercised.
 5. Percentages may not add up to 100% due to rounding.



Managed Account Summary Statement

For the Month Ending **December 31, 2018**

CALIFORNIA JOINT POWERS INSURANCE AUTH

Transaction Summary - Managed Account

Opening Market Value	\$296,129,574.88
Maturities/Calls	(34,315.00)
Principal Dispositions	(4,988,793.75)
Principal Acquisitions	5,458,950.60
Unsettled Trades	0.00
Change in Current Value	2,643,497.33
Closing Market Value	\$299,208,914.06

Cash Transactions Summary - Managed Account

Maturities/Calls	0.00
Sale Proceeds	4,988,793.75
Coupon/Interest/Dividend Income	357,243.72
Principal Payments	34,315.00
Security Purchases	(5,494,771.50)
Net Cash Contribution	0.00
Reconciling Transactions	0.00

Earnings Reconciliation (Cash Basis) - Managed Account

Interest/Dividends/Coupons Received	357,243.72
Less Purchased Interest Related to Interest/Coupons	(35,820.90)
Plus Net Realized Gains/Losses	48,236.19
Total Cash Basis Earnings	\$369,659.01

Cash Balance

Closing Cash Balance	\$390,689.91
-----------------------------	---------------------

Earnings Reconciliation (Accrual Basis)

	Total
Ending Amortized Value of Securities	302,387,265.08
Ending Accrued Interest	1,785,647.21
Plus Proceeds from Sales	4,988,793.75
Plus Proceeds of Maturities/Calls/Principal Payments	34,315.00
Plus Coupons/Dividends Received	357,243.72
Less Cost of New Purchases	(5,494,771.50)
Less Beginning Amortized Value of Securities	(301,931,942.77)
Less Beginning Accrued Interest	(1,544,767.26)
Total Accrual Basis Earnings	\$581,783.23



Portfolio Summary and Statistics

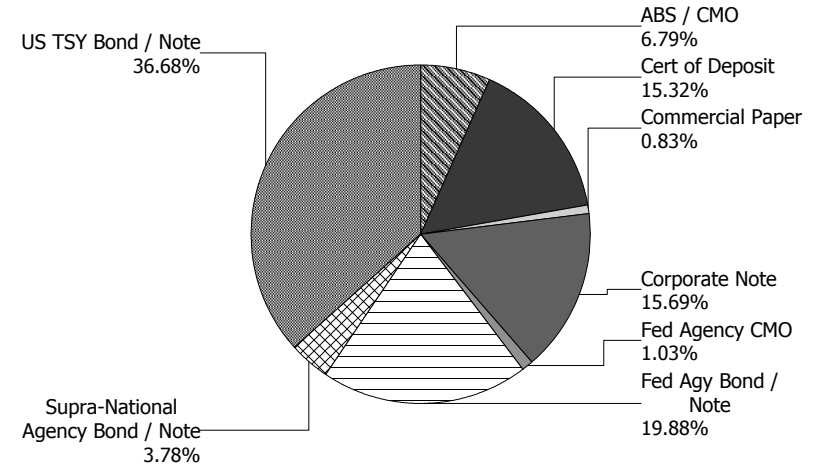
For the Month Ending **December 31, 2018**

CALIFORNIA JOINT POWERS INSURANCE AUTH

Account Summary

Description	Par Value	Market Value	Percent
U.S. Treasury Bond / Note	112,110,000.00	109,755,721.30	36.68
Supra-National Agency Bond / Note	11,450,000.00	11,317,324.27	3.78
Federal Agency Collateralized Mortgage Obligation	3,048,989.20	3,073,920.34	1.03
Federal Agency Bond / Note	60,460,000.00	59,474,739.60	19.88
Corporate Note	47,395,000.00	46,953,707.83	15.69
Commercial Paper	2,500,000.00	2,487,767.50	0.83
Certificate of Deposit	46,025,000.00	45,831,547.72	15.32
Asset-Backed Security / Collateralized Mortgage Obligation	20,430,000.00	20,314,185.50	6.79
Managed Account Sub-Total	303,418,989.20	299,208,914.06	100.00%
Accrued Interest		1,785,647.21	
Total Portfolio	303,418,989.20	300,994,561.27	

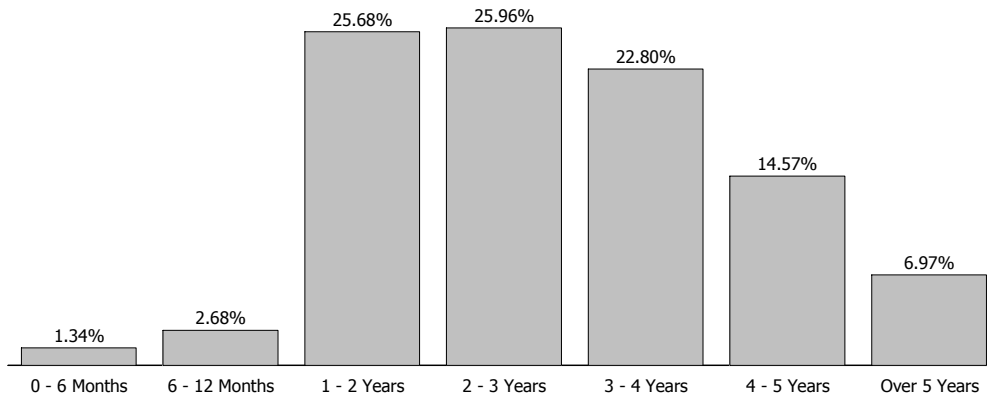
Sector Allocation



Unsettled Trades

0.00 0.00

Maturity Distribution



Characteristics

Yield to Maturity at Cost	2.29%
Yield to Maturity at Market	2.72%
Duration to Worst	2.65
Weighted Average Days to Maturity	1068



Managed Account Issuer Summary

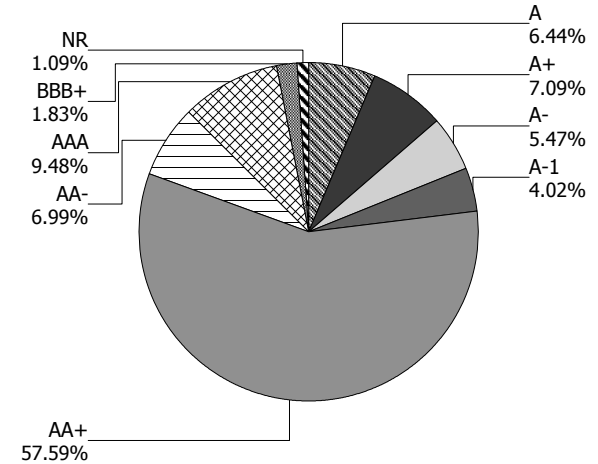
For the Month Ending **December 31, 2018**

CALIFORNIA JOINT POWERS INSURANCE AUTH

Issuer Summary

Issuer	Market Value of Holdings	Percent
ALLY AUTO RECEIVABLES TRUST	4,820,652.70	1.61
AMERICAN EXPRESS CO	2,883,660.84	0.96
AMERICAN HONDA FINANCE	2,499,536.00	0.84
BANK OF AMERICA CO	2,806,305.16	0.94
BANK OF MONTREAL	3,366,073.95	1.12
BANK OF NOVA SCOTIA	5,097,065.91	1.70
BB&T CORPORATION	1,448,854.88	0.48
CANADIAN IMPERIAL BANK OF COMMERCE	1,878,483.75	0.63
CATERPILLAR INC	1,541,933.97	0.52
CITIGROUP INC	2,798,990.66	0.94
CREDIT AGRICOLE SA	1,875,468.75	0.63
CREDIT SUISSE GROUP	2,870,080.88	0.96
DEERE & COMPANY	570,952.58	0.19
FANNIE MAE	38,908,952.62	13.00
FEDERAL HOME LOAN BANKS	11,740,567.18	3.92
FREDDIE MAC	11,899,140.14	3.98
GOLDMAN SACHS GROUP INC	2,667,899.01	0.89
HOME DEPOT INC	2,815,568.48	0.94
HONDA AUTO RECEIVABLES	4,008,832.53	1.34
HYUNDAI AUTO RECEIVABLES	929,255.81	0.31
INTER-AMERICAN DEVELOPMENT BANK	5,424,994.27	1.81
INTL BANK OF RECONSTRUCTION AND DEV	5,892,330.00	1.97
JOHN DEERE OWNER TRUST	716,808.81	0.24
JP MORGAN CHASE & CO	7,170,958.50	2.40
MERCEDES-BENZ AUTO RECEIVABLES	1,738,128.38	0.58
MINITUBISHI UFJ FINANCIAL GROUP INC	2,845,010.90	0.95
NISSAN AUTO RECEIVABLES	2,589,174.34	0.87
NORDEA BANK AB	4,317,373.44	1.44
ORACLE CORP	5,284,251.81	1.77
PEPSICO INC	1,783,747.42	0.60
SKANDINAVISKA ENSKILDA BANKEN AB	5,170,947.60	1.73
STATE STREET CORPORATION	3,644,715.00	1.22

Credit Quality (S&P Ratings)





Managed Account Issuer Summary

For the Month Ending **December 31, 2018**

CALIFORNIA JOINT POWERS INSURANCE AUTH

Issuer	Market Value of Holdings	Percent
SUMITOMO MITSUI FINANCIAL GROUP INC	4,018,336.00	1.34
SWEDBANK AB	5,631,158.12	1.88
THE BANK OF NEW YORK MELLON CORPORATION	4,814,969.25	1.61
THE WALT DISNEY CORPORATION	553,589.70	0.19
TOYOTA MOTOR CORP	6,776,522.68	2.26
UBS AG	4,332,450.78	1.45
UNILEVER PLC	334,940.12	0.11
UNITED STATES TREASURY	109,755,721.30	36.68
WELLS FARGO & COMPANY	4,555,412.20	1.52
WESTPAC BANKING CORP	4,429,097.64	1.48
Total	\$299,208,914.06	100.00%



Managed Account Detail of Securities Held

For the Month Ending **December 31, 2018**

CALIFORNIA JOINT POWERS INSURANCE AUTH

Security Type/Description Dated Date/Coupon/Maturity	CUSIP	Par	S&P Rating	Moody's Rating	Trade Date	Settle Date	Original Cost	YTM at Cost	Accrued Interest	Amortized Cost	Market Value
U.S. Treasury Bond / Note											
US TREASURY NOTES DTD 06/30/2015 1.625% 06/30/2020	912828XH8	2,335,000.00	AA+	Aaa	11/01/16	11/02/16	2,373,673.44	1.16	104.82	2,351,022.42	2,303,440.14
US TREASURY NOTES DTD 12/02/2013 2.000% 11/30/2020	912828A42	2,500,000.00	AA+	Aaa	02/26/15	02/27/15	2,546,386.72	1.66	4,395.60	2,515,909.20	2,476,855.00
US TREASURY NOTES DTD 05/02/2016 1.375% 04/30/2021	912828Q78	480,000.00	AA+	Aaa	06/27/16	06/29/16	488,850.00	0.98	1,130.39	484,313.60	468,149.76
US TREASURY NOTES DTD 05/02/2016 1.375% 04/30/2021	912828Q78	2,645,000.00	AA+	Aaa	08/22/18	08/23/18	2,557,900.98	2.65	6,228.90	2,569,222.65	2,579,700.24
US TREASURY NOTES DTD 05/31/2016 1.375% 05/31/2021	912828R77	1,600,000.00	AA+	Aaa	08/02/17	08/03/17	1,582,687.50	1.67	1,934.07	1,588,963.15	1,558,875.20
US TREASURY NOTES DTD 08/01/2016 1.125% 07/31/2021	912828S76	3,100,000.00	AA+	Aaa	07/24/17	07/25/17	3,030,128.91	1.71	14,594.43	3,054,552.98	2,995,254.10
US TREASURY NOTES DTD 08/15/2011 2.125% 08/15/2021	912828RC6	700,000.00	AA+	Aaa	07/12/16	07/13/16	734,972.66	1.11	5,618.55	718,261.46	693,628.60
US TREASURY NOTES DTD 09/02/2014 2.000% 08/31/2021	912828D72	3,920,000.00	AA+	Aaa	12/01/16	12/05/16	3,933,781.25	1.92	26,638.67	3,927,921.46	3,871,305.76
US TREASURY NOTES DTD 09/30/2014 2.125% 09/30/2021	912828F21	2,235,000.00	AA+	Aaa	05/02/18	05/04/18	2,191,871.48	2.72	12,134.39	2,199,980.84	2,213,785.38
US TREASURY N/B DTD 09/30/2016 1.125% 09/30/2021	912828T34	3,700,000.00	AA+	Aaa	08/03/17	08/04/17	3,614,437.50	1.70	10,634.96	3,642,843.03	3,568,620.40
US TREASURY NOTES DTD 10/31/2014 2.000% 10/31/2021	912828F96	1,405,000.00	AA+	Aaa	01/03/17	01/05/17	1,408,128.32	1.95	4,812.71	1,406,881.28	1,386,942.94
US TREASURY NOTES DTD 10/31/2014 2.000% 10/31/2021	912828F96	4,400,000.00	AA+	Aaa	04/03/17	04/05/17	4,427,328.13	1.86	15,071.82	4,417,202.37	4,343,451.20
US TREASURY NOTES DTD 12/31/2014 2.125% 12/31/2021	912828G87	4,635,000.00	AA+	Aaa	09/22/16	09/23/16	4,840,316.02	1.25	272.08	4,753,468.98	4,589,373.06
US TREASURY NOTES DTD 02/02/2015 1.500% 01/31/2022	912828H86	2,600,000.00	AA+	Aaa	07/12/18	07/13/18	2,493,765.63	2.72	16,320.65	2,507,225.97	2,525,757.00



Managed Account Detail of Securities Held

For the Month Ending **December 31, 2018**

CALIFORNIA JOINT POWERS INSURANCE AUTH

Security Type/Description Dated Date/Coupon/Maturity	CUSIP	Par	S&P Rating	Moody's Rating	Trade Date	Settle Date	Original Cost	YTM at Cost	Accrued Interest	Amortized Cost	Market Value
U.S. Treasury Bond / Note											
US TREASURY NOTES DTD 01/31/2017 1.875% 01/31/2022	912828V72	3,380,000.00	AA+	Aaa	07/26/18	07/27/18	3,275,827.34	2.80	26,521.06	3,288,049.40	3,319,795.44
US TREASURY NOTES DTD 01/31/2017 1.875% 01/31/2022	912828V72	5,865,000.00	AA+	Aaa	07/06/17	07/11/17	5,854,232.23	1.92	46,019.53	5,857,632.45	5,760,532.62
US TREASURY NOTES DTD 03/02/2015 1.750% 02/28/2022	912828J43	2,545,000.00	AA+	Aaa	03/15/17	03/17/17	2,498,076.56	2.14	15,132.91	2,514,507.97	2,489,526.64
US TREASURY NOTES DTD 03/31/2017 1.875% 03/31/2022	912828W89	3,700,000.00	AA+	Aaa	12/01/17	12/05/17	3,665,457.03	2.10	17,724.93	3,673,796.53	3,630,625.00
US TREASURY NOTES DTD 03/31/2017 1.875% 03/31/2022	912828W89	3,850,000.00	AA+	Aaa	01/03/18	01/04/18	3,802,927.73	2.18	18,443.51	3,813,608.80	3,777,812.50
US TREASURY NOTES DTD 03/31/2017 1.875% 03/31/2022	912828W89	4,200,000.00	AA+	Aaa	08/01/18	08/03/18	4,062,187.50	2.82	20,120.19	4,077,166.17	4,121,250.00
US TREASURY NOTES DTD 03/31/2017 1.875% 03/31/2022	912828W89	5,100,000.00	AA+	Aaa	09/04/18	09/06/18	4,949,589.84	2.75	24,431.66	4,962,610.54	5,004,375.00
US TREASURY NOTES DTD 08/15/2012 1.625% 08/15/2022	912828TJ9	1,450,000.00	AA+	Aaa	07/12/16	07/13/16	1,480,925.78	1.26	8,899.97	1,468,678.68	1,406,782.75
US TREASURY NOTES DTD 08/15/2012 1.625% 08/15/2022	912828TJ9	2,600,000.00	AA+	Aaa	11/05/15	11/09/15	2,543,429.69	1.97	15,958.56	2,568,802.13	2,522,507.00
US TREASURY NOTES DTD 09/30/2015 1.750% 09/30/2022	912828L57	750,000.00	AA+	Aaa	11/24/15	11/25/15	738,251.95	2.00	3,353.37	743,382.72	730,195.50
US TREASURY NOTES DTD 09/30/2015 1.750% 09/30/2022	912828L57	5,000,000.00	AA+	Aaa	06/04/18	06/06/18	4,795,898.44	2.76	22,355.77	4,821,693.90	4,867,970.00
US TREASURY N/B NOTES DTD 10/31/2017 2.000% 10/31/2022	9128283C2	2,000,000.00	AA+	Aaa	08/22/18	08/23/18	1,945,078.13	2.70	6,850.83	1,949,584.34	1,964,532.00
US TREASURY N/B NOTES DTD 10/31/2017 2.000% 10/31/2022	9128283C2	2,275,000.00	AA+	Aaa	05/02/18	05/04/18	2,199,107.42	2.80	7,792.82	2,209,702.97	2,234,655.15
US TREASURY NOTES DTD 11/15/2012 1.625% 11/15/2022	912828TY6	1,100,000.00	AA+	Aaa	12/01/16	12/05/16	1,068,160.16	2.15	2,320.79	1,078,821.44	1,064,894.60



Managed Account Detail of Securities Held

For the Month Ending **December 31, 2018**

CALIFORNIA JOINT POWERS INSURANCE AUTH

Security Type/Description Dated Date/Coupon/Maturity	CUSIP	Par	S&P Rating	Moody's Rating	Trade Date	Settle Date	Original Cost	YTM at Cost	Accrued Interest	Amortized Cost	Market Value
U.S. Treasury Bond / Note											
US TREASURY NOTES DTD 12/31/2015 2.125% 12/31/2022	912828N30	2,500,000.00	AA+	Aaa	02/01/16	02/03/16	2,573,144.53	1.67	146.75	2,543,366.25	2,464,745.00
US TREASURY NOTES DTD 02/01/2016 1.750% 01/31/2023	912828P38	5,300,000.00	AA+	Aaa	10/02/18	10/04/18	5,047,007.81	2.93	38,813.86	5,060,404.23	5,146,591.50
US TREASURY NOTES DTD 02/15/2013 2.000% 02/15/2023	912828UN8	2,000,000.00	AA+	Aaa	02/26/15	02/27/15	2,019,218.75	1.87	15,108.70	2,010,301.66	1,961,016.00
US TREASURY NOTES DTD 02/29/2016 1.500% 02/28/2023	912828P79	5,240,000.00	AA+	Aaa	07/02/18	07/05/18	4,957,531.25	2.74	26,706.63	4,985,971.61	5,034,288.08
US TREASURY NOTES DTD 05/15/2013 1.750% 05/15/2023	912828VB3	1,240,000.00	AA+	Aaa	03/26/15	03/27/15	1,225,323.44	1.91	2,817.40	1,231,841.38	1,201,540.16
US TREASURY NOTES DTD 05/15/2013 1.750% 05/15/2023	912828VB3	1,250,000.00	AA+	Aaa	07/10/15	07/13/15	1,207,177.73	2.23	2,840.12	1,225,225.45	1,211,230.00
US TREASURY NOTES DTD 08/15/2013 2.500% 08/15/2023	912828VS6	1,100,000.00	AA+	Aaa	12/01/16	12/05/16	1,117,359.38	2.24	10,387.23	1,112,270.07	1,099,656.80
US TREASURY NOTES DTD 08/15/2013 2.500% 08/15/2023	912828VS6	1,110,000.00	AA+	Aaa	04/28/15	04/30/15	1,164,416.02	1.86	10,481.66	1,141,353.83	1,109,653.68
US TREASURY NOTES DTD 08/15/2013 2.500% 08/15/2023	912828VS6	1,215,000.00	AA+	Aaa	07/10/15	07/13/15	1,238,398.24	2.24	11,473.17	1,228,886.37	1,214,620.92
US TREASURY NOTES DTD 11/15/2013 2.750% 11/15/2023	912828WE6	1,350,000.00	AA+	Aaa	07/12/16	07/13/16	1,481,730.47	1.35	4,820.10	1,438,854.87	1,364,766.30
US TREASURY NOTES DTD 08/15/2014 2.375% 08/15/2024	912828D56	1,100,000.00	AA+	Aaa	12/01/16	12/05/16	1,101,890.63	2.35	9,867.87	1,101,427.70	1,089,902.00
US TREASURY NOTES DTD 08/15/2014 2.375% 08/15/2024	912828D56	1,335,000.00	AA+	Aaa	07/10/15	07/13/15	1,338,858.98	2.34	11,976.00	1,337,490.54	1,322,744.70
US TREASURY N/B NOTES DTD 08/31/2017 1.875% 08/31/2024	912828U3	2,000,000.00	AA+	Aaa	08/30/17	08/31/17	1,987,734.38	1.97	12,741.71	1,989,954.54	1,930,078.00
US TREASURY NOTES DTD 11/17/2014 2.250% 11/15/2024	912828G38	925,000.00	AA+	Aaa	07/12/16	07/13/16	983,824.22	1.44	2,702.18	967,135.30	909,065.03



Managed Account Detail of Securities Held

For the Month Ending **December 31, 2018**

CALIFORNIA JOINT POWERS INSURANCE AUTH

Security Type/Description	Dated Date/Coupon/Maturity	CUSIP	Par	S&P Rating	Moody's Rating	Trade Date	Settle Date	Original Cost	YTM at Cost	Accrued Interest	Amortized Cost	Market Value
U.S. Treasury Bond / Note												
US TREASURY N/B	DTD 02/17/2015 2.000% 02/15/2025	912828J27	2,300,000.00	AA+	Aaa	05/02/18	05/04/18	2,169,367.19	2.93	17,375.00	2,181,063.04	2,224,801.50
US TREASURY NOTES	DTD 08/17/2015 2.000% 08/15/2025	912828K74	975,000.00	AA+	Aaa	07/12/16	07/13/16	1,016,856.45	1.49	7,365.49	1,006,047.57	939,960.45
US TREASURY NOTES	DTD 08/17/2015 2.000% 08/15/2025	912828K74	1,100,000.00	AA+	Aaa	12/01/16	12/05/16	1,063,347.66	2.43	8,309.78	1,071,416.60	1,060,468.20
Security Type Sub-Total			112,110,000.00					110,796,565.47	2.19	549,751.59	110,798,818.44	109,755,721.30
Supra-National Agency Bond / Note												
INTL BANK OF RECONSTRUCTION AND DEV NOTE	DTD 09/19/2017 1.561% 09/12/2020	45905UP32	3,000,000.00	AAA	Aaa	09/12/17	09/19/17	2,992,800.00	1.64	14,179.08	2,995,856.19	2,945,028.00
INTER-AMERICAN DEVELOPMENT BANK	DTD 11/08/2013 2.125% 11/09/2020	4581X0CD8	2,945,000.00	AAA	Aaa	10/02/17	10/10/17	2,972,297.51	1.81	9,039.51	2,961,631.56	2,917,514.32
INTER-AMERICAN DEVELOPMENT BANK NOTE	DTD 04/19/2018 2.625% 04/19/2021	4581X0DB1	2,505,000.00	AAA	Aaa	04/12/18	04/19/18	2,499,489.00	2.70	13,151.25	2,500,736.94	2,507,479.95
INTL BANK OF RECONSTRUCTION AND DEV NOTE	DTD 01/26/2017 2.000% 01/26/2022	459058FY4	3,000,000.00	AAA	Aaa	09/06/17	09/08/17	3,033,510.00	1.73	25,833.33	3,023,744.73	2,947,302.00
Security Type Sub-Total			11,450,000.00					11,498,096.51	1.95	62,203.17	11,481,969.42	11,317,324.27
Federal Agency Collateralized Mortgage Obligation												
FNA 2018-M5 A2	DTD 04/01/2018 3.560% 09/25/2021	3136B1XP4	1,578,989.20	AA+	Aaa	04/11/18	04/30/18	1,610,396.88	2.27	4,684.33	1,604,436.92	1,596,724.25
FHLMC MULTIFAMILY STRUCTURED P POOL	DTD 12/01/2015 3.090% 08/25/2022	3137BM6P6	1,470,000.00	AA+	Aaa	04/04/18	04/09/18	1,482,517.97	2.61	3,785.25	1,480,117.52	1,477,196.09
Security Type Sub-Total			3,048,989.20					3,092,914.85	2.43	8,469.58	3,084,554.44	3,073,920.34



Managed Account Detail of Securities Held

For the Month Ending **December 31, 2018**

CALIFORNIA JOINT POWERS INSURANCE AUTH

Security Type/Description Dated Date/Coupon/Maturity	CUSIP	Par	S&P Rating	Moody's Rating	Trade Date	Settle Date	Original Cost	YTM at Cost	Accrued Interest	Amortized Cost	Market Value
Federal Agency Bond / Note											
FHLMC NOTES DTD 04/19/2018 2.500% 04/23/2020	3137EAEM7	2,000,000.00	AA+	Aaa	08/22/18	08/23/18	1,996,200.00	2.62	9,444.44	1,997,027.16	1,997,226.00
FNMA NOTES DTD 08/01/2017 1.500% 07/30/2020	3135G0T60	1,665,000.00	AA+	Aaa	07/28/17	08/01/17	1,659,955.05	1.60	10,475.63	1,662,309.81	1,637,469.23
FHLB NOTES DTD 09/08/2017 1.375% 09/28/2020	3130ACE26	2,000,000.00	AA+	Aaa	09/28/17	09/29/17	1,982,740.00	1.67	7,104.17	1,989,868.84	1,959,560.00
FHLB NOTES DTD 09/08/2017 1.375% 09/28/2020	3130ACE26	3,125,000.00	AA+	Aaa	09/07/17	09/08/17	3,114,968.75	1.48	11,100.26	3,119,223.75	3,061,812.50
FEDERAL HOME LOAN BANKS NOTES DTD 09/07/2018 2.625% 10/01/2020	3130AEWA4	3,575,000.00	AA+	Aaa	09/07/18	09/07/18	3,565,955.25	2.75	23,460.94	3,567,280.50	3,579,651.08
FNMA BENCHMARK NOTES DTD 11/16/2015 1.875% 12/28/2020	3135G0H55	1,950,000.00	AA+	Aaa	07/07/16	07/08/16	2,019,283.50	1.06	304.69	1,981,260.31	1,925,036.10
FNMA BENCHMARK NOTES DTD 11/16/2015 1.875% 12/28/2020	3135G0H55	2,750,000.00	AA+	Aaa	02/01/16	02/03/16	2,804,230.00	1.46	429.69	2,772,502.10	2,714,794.50
FREDDIE MAC NOTES DTD 02/16/2018 2.375% 02/16/2021	3137EAEL9	2,000,000.00	AA+	Aaa	08/22/18	08/23/18	1,985,120.00	2.69	17,812.50	1,987,199.86	1,993,056.00
FREDDIE MAC NOTES DTD 02/16/2018 2.375% 02/16/2021	3137EAEL9	3,315,000.00	AA+	Aaa	07/26/18	07/27/18	3,280,059.90	2.81	29,524.22	3,285,773.44	3,303,490.32
FNMA NOTES DTD 08/19/2016 1.250% 08/17/2021	3135G0N82	3,000,000.00	AA+	Aaa	09/01/16	09/02/16	2,981,640.00	1.38	13,958.33	2,990,117.25	2,905,128.00
FNMA NOTES DTD 08/19/2016 1.250% 08/17/2021	3135G0N82	4,965,000.00	AA+	Aaa	08/17/16	08/19/16	4,944,891.75	1.33	23,101.04	4,954,254.55	4,807,986.84
FEDERAL HOME LOAN BANKS NOTES DTD 10/12/2018 3.000% 10/12/2021	3130AF5B9	3,100,000.00	AA+	Aaa	11/01/18	11/05/18	3,101,240.00	2.99	20,408.33	3,101,188.42	3,139,543.60
FANNIE MAE NOTES DTD 01/09/2017 2.000% 01/05/2022	3135G0S38	1,670,000.00	AA+	Aaa	06/27/17	06/29/17	1,680,671.30	1.85	16,328.89	1,677,213.93	1,645,289.01
FANNIE MAE NOTES DTD 01/09/2017 2.000% 01/05/2022	3135G0S38	2,000,000.00	AA+	Aaa	06/20/17	06/21/17	2,013,680.00	1.84	19,555.56	2,009,205.94	1,970,406.00



Managed Account Detail of Securities Held

For the Month Ending **December 31, 2018**

CALIFORNIA JOINT POWERS INSURANCE AUTH

Security Type/Description Dated Date/Coupon/Maturity	CUSIP	Par	S&P Rating	Moody's Rating	Trade Date	Settle Date	Original Cost	YTM at Cost	Accrued Interest	Amortized Cost	Market Value
Federal Agency Bond / Note											
FANNIE MAE NOTES DTD 01/23/2018 2.375% 01/19/2023	3135G0T94	2,805,000.00	AA+	Aaa	07/12/18	07/13/18	2,751,648.90	2.83	29,978.44	2,756,863.23	2,784,007.38
FREDDIE MAC NOTES DTD 06/11/2018 2.750% 06/19/2023	3137EAEN5	3,110,000.00	AA+	Aaa	11/01/18	11/05/18	3,068,574.80	3.06	2,850.83	3,069,943.39	3,128,171.73
FANNIE MAE NOTES DTD 09/14/2018 2.875% 09/12/2023	3135G0U43	5,470,000.00	AA+	Aaa	12/03/18	12/06/18	5,458,950.60	2.92	46,741.91	5,459,134.61	5,534,403.78
FNMA BENCHMARK NOTES DTD 09/08/2014 2.625% 09/06/2024	3135G0ZR7	1,000,000.00	AA+	Aaa	02/02/15	02/04/15	1,057,000.00	1.97	8,385.42	1,035,054.67	996,518.00
FNMA BENCHMARK NOTES DTD 09/08/2014 2.625% 09/06/2024	3135G0ZR7	1,910,000.00	AA+	Aaa	06/27/17	06/29/17	1,973,049.10	2.13	16,016.15	1,960,641.38	1,903,349.38
FNMA NOTES DTD 04/26/2016 2.125% 04/24/2026	3135G0K36	3,050,000.00	AA+	Aaa	04/25/16	04/26/16	3,026,149.00	2.21	12,062.33	3,032,040.32	2,905,134.15
FNMA BENCHMARK NOTE DTD 09/27/2016 1.875% 09/24/2026	3135G0O22	2,000,000.00	AA+	Aaa	08/30/17	08/31/17	1,932,740.00	2.29	10,104.17	1,941,800.84	1,860,902.00
FNMA BENCHMARK NOTE DTD 09/27/2016 1.875% 09/24/2026	3135G0O22	4,000,000.00	AA+	Aaa	09/26/16	09/27/16	3,983,800.00	1.92	20,208.33	3,987,198.80	3,721,804.00
Security Type Sub-Total		60,460,000.00					60,382,547.90	2.19	349,356.27	60,337,103.10	59,474,739.60

Corporate Note											
AMERICAN EXPRESS CREDIT (CALLABLE) NOTE DTD 03/03/2017 2.200% 03/03/2020	0258M0EE5	2,915,000.00	A-	A2	02/28/17	03/03/17	2,911,968.40	2.24	21,020.39	2,913,791.94	2,883,660.84
UNILEVER CAPITAL CORP BONDS DTD 05/05/2017 1.800% 05/05/2020	904764AV9	340,000.00	A+	A1	05/02/17	05/05/17	338,915.40	1.91	952.00	339,506.47	334,940.12
JOHN DEERE CAPITAL CORP NOTES DTD 06/22/2017 1.950% 06/22/2020	24422ETS8	580,000.00	A	A2	06/19/17	06/22/17	579,646.20	1.97	282.75	579,823.46	570,952.58
WELLS FARGO & COMPANY NOTES DTD 07/22/2015 2.600% 07/22/2020	94974BGM6	4,600,000.00	A-	A2	09/08/16	09/13/16	4,731,836.00	1.83	52,823.33	4,654,377.70	4,555,412.20



Managed Account Detail of Securities Held

For the Month Ending **December 31, 2018**

CALIFORNIA JOINT POWERS INSURANCE AUTH

Security Type/Description	S&P	Moody's	Trade	Settle	Original	YTM	Accrued	Amortized	Market		
Dated Date/Coupon/Maturity	Par	Rating	Rating	Date	Date	at Cost	Interest	Cost	Value		
CUSIP											
Corporate Note											
JP MORGAN CHASE & CO NOTES DTD 07/22/2010 4.400% 07/22/2020	46625HHS2	4,600,000.00	A-	A2	09/08/16	09/13/16	5,016,990.00	1.95	89,393.33	4,772,196.40	4,683,191.00
BRANCH BANKING & TRUST (CALLABLE) NOTES DTD 10/26/2017 2.150% 02/01/2021	05531FAZ6	1,480,000.00	A-	A2	10/23/17	10/26/17	1,479,319.20	2.17	13,258.33	1,479,546.31	1,448,854.88
TOYOTA MOTOR CREDIT CORP NOTES DTD 04/13/2018 2.950% 04/13/2021	89236TEU5	1,265,000.00	AA-	Aa3	04/10/18	04/13/18	1,264,494.00	2.96	8,085.46	1,264,611.00	1,265,189.75
PEPSICO INC CORP (CALLABLE) NOTE DTD 10/10/2017 2.000% 04/15/2021	713448DX3	1,820,000.00	A+	A1	10/05/17	10/10/17	1,819,636.00	2.01	7,684.44	1,819,758.45	1,783,747.42
BANK OF NEW YORK MELLON CORP (CALLABLE) DTD 02/19/2016 2.500% 04/15/2021	06406FAA1	4,875,000.00	A	A1	09/06/17	09/08/17	4,965,090.00	1.97	25,729.17	4,932,207.15	4,814,969.25
BANK OF AMERICA CORP NOTE DTD 04/19/2016 2.625% 04/19/2021	06051GFW4	2,845,000.00	A-	A3	11/01/17	11/03/17	2,866,309.05	2.40	14,936.25	2,859,361.87	2,806,305.16
STATE STREET CORP NOTES DTD 05/19/2016 1.950% 05/19/2021	857477AV5	3,750,000.00	A	A1	03/01/18	03/05/18	3,652,200.00	2.81	8,531.25	3,676,523.81	3,644,715.00
ORACLE CORP BONDS DTD 07/08/2014 2.800% 07/08/2021	68389XBA2	5,310,000.00	AA-	A1	02/01/17	02/03/17	5,409,509.40	2.35	71,449.00	5,367,874.96	5,284,251.81
GOLDMAN SACHS GROUP CORP NOTES DTD 07/27/2011 5.250% 07/27/2021	38141GGQ1	2,570,000.00	BBB+	A3	11/03/17	11/07/17	2,816,437.30	2.53	57,717.92	2,742,797.27	2,667,899.01
AMERICAN HONDA FINANCE CORP NOTES DTD 09/09/2016 1.700% 09/09/2021	02665WBG5	2,600,000.00	A+	A2	09/06/17	09/08/17	2,574,494.00	1.96	13,751.11	2,582,652.10	2,499,536.00
CITIGROUP INC CORP (CALLABLE) NOTE DTD 12/08/2016 2.900% 12/08/2021	172967LC3	2,845,000.00	BBB+	Baa1	11/20/17	11/22/17	2,864,431.35	2.72	5,271.15	2,859,227.13	2,798,990.66
WALT DISNEY COMPANY/THE CORP NOTES DTD 11/30/2012 2.350% 12/01/2022	25468PCW4	570,000.00	A+	A2	04/03/18	04/05/18	552,193.20	3.07	1,116.25	554,864.48	553,589.70
CATERPILLAR FIN SERVICES CORP CORP NOTES DTD 02/28/2013 2.625% 03/01/2023	14912L5Q0	1,585,000.00	A	A3	04/03/18	04/05/18	1,544,249.65	3.20	13,868.75	1,550,018.26	1,541,933.97



Managed Account Detail of Securities Held

For the Month Ending **December 31, 2018**

CALIFORNIA JOINT POWERS INSURANCE AUTH

Security Type/Description Dated Date/Coupon/Maturity	CUSIP	Par	S&P Rating	Moody's Rating	Trade Date	Settle Date	Original Cost	YTM at Cost	Accrued Interest	Amortized Cost	Market Value
Corporate Note											
HOME DEPOT INC CORP NOTES DTD 04/05/2013 2.700% 04/01/2023	437076AZ5	2,845,000.00	A	A2	04/03/18	04/05/18	2,790,945.00	3.11	19,203.75	2,798,450.28	2,815,568.48
Security Type Sub-Total		47,395,000.00					48,178,664.15	2.33	425,074.63	47,747,589.04	46,953,707.83
Commercial Paper											
JP MORGAN SECURITIES LLC COMM PAPER DTD 09/07/2018 0.000% 03/06/2019	46640QQ61	2,500,000.00	A-1	P-1	09/07/18	09/07/18	2,468,750.00	2.53	0.00	2,488,888.90	2,487,767.50
Security Type Sub-Total		2,500,000.00					2,468,750.00	2.53	0.00	2,488,888.90	2,487,767.50
Certificate of Deposit											
BANK OF NOVA SCOTIA HOUSTON CD DTD 04/06/2017 1.910% 04/05/2019	06417GUE6	515,000.00	A-1	P-1	04/05/17	04/06/17	515,000.00	1.91	2,404.48	515,000.00	513,703.23
SUMITOMO MITSUI BANK NY CD DTD 05/04/2017 2.050% 05/03/2019	86563YVNO	1,000,000.00	A-1	P-1	05/03/17	05/04/17	1,000,000.00	2.05	3,245.83	1,000,000.00	997,645.00
SKANDINAV ENSKILDA BANKEN NY CD DTD 08/04/2017 1.840% 08/02/2019	83050FXT3	5,200,000.00	A-1	P-1	08/03/17	08/04/17	5,197,972.00	1.85	40,398.22	5,199,406.63	5,170,947.60
MUFG BANK LTD/NY CERT DEPOS DTD 09/27/2017 2.070% 09/25/2019	06539RGM3	2,865,000.00	A-1	P-1	09/25/17	09/27/17	2,865,000.00	2.07	16,144.28	2,865,000.00	2,845,010.90
CREDIT SUISSE NEW YORK CERT DEPOS DTD 02/08/2018 2.670% 02/07/2020	22549LFR1	2,875,000.00	A	A1	02/07/18	02/08/18	2,875,000.00	2.67	68,873.02	2,875,000.00	2,870,080.88
NORDEA BANK AB NY CD DTD 02/22/2018 2.720% 02/20/2020	65590ASN7	4,320,000.00	AA-	Aa3	02/20/18	02/22/18	4,320,000.00	2.72	42,758.40	4,320,000.00	4,317,373.44
UBS AG STAMFORD CT LT CD DTD 03/06/2018 2.900% 03/02/2020	90275DHG8	4,330,000.00	A+	Aa2	03/02/18	03/06/18	4,330,000.00	2.93	41,507.86	4,330,000.00	4,332,450.78
CREDIT AGRICOLE CIB NY FLT CERT DEPOS DTD 04/10/2018 2.884% 04/10/2020	22532XHT8	1,875,000.00	A+	A1	04/06/18	04/10/18	1,875,000.00	2.85	12,468.37	1,875,000.00	1,875,468.75
CANADIAN IMP BK COMM NY FLT CERT DEPOS DTD 04/10/2018 2.814% 04/10/2020	13606BVF0	1,875,000.00	A+	Aa2	04/06/18	04/10/18	1,875,000.00	2.78	12,165.77	1,875,000.00	1,878,483.75



Managed Account Detail of Securities Held

For the Month Ending **December 31, 2018**

CALIFORNIA JOINT POWERS INSURANCE AUTH

Security Type/Description Dated Date/Coupon/Maturity	CUSIP	Par	S&P Rating	Moody's Rating	Trade Date	Settle Date	Original Cost	YTM at Cost	Accrued Interest	Amortized Cost	Market Value
Certificate of Deposit											
BANK OF NOVA SCOTIA HOUSTON CD DTD 06/07/2018 3.080% 06/05/2020	06417GU22	4,570,000.00	A+	Aa2	06/05/18	06/07/18	4,568,263.40	3.10	10,165.71	4,568,742.20	4,583,362.68
BANK OF MONTREAL CHICAGO CERT DEPOS DTD 08/03/2018 3.190% 08/03/2020	06370REU9	3,370,000.00	A+	Aa2	08/01/18	08/03/18	3,370,000.00	3.23	45,091.54	3,370,000.00	3,366,073.95
WESTPAC BANKING CORP NY CD DTD 08/07/2017 2.050% 08/03/2020	96121T4A3	4,490,000.00	AA-	Aa3	08/03/17	08/07/17	4,490,000.00	2.05	36,818.00	4,490,000.00	4,429,097.64
SUMITOMO MITSUI BANK NY CERT DEPOS DTD 10/18/2018 3.390% 10/16/2020	86565BPC9	3,000,000.00	A	A1	10/16/18	10/18/18	2,995,920.00	3.46	20,622.50	2,996,322.75	3,020,691.00
SWEDBANK (NEW YORK) CERT DEPOS DTD 11/17/2017 2.270% 11/16/2020	87019U6D6	5,740,000.00	AA-	Aa2	11/16/17	11/17/17	5,740,000.00	2.30	16,649.19	5,740,000.00	5,631,158.12

Security Type Sub-Total **46,025,000.00** **46,017,155.40** **2.59** **369,313.17** **46,019,471.58** **45,831,547.72**

Asset-Backed Security / Collateralized Mortgage Obligation											
HONDA ABS 2017-2 A3 DTD 06/27/2017 1.680% 08/15/2021	43811BAC8	2,450,000.00	AAA	Aaa	06/20/17	06/27/17	2,449,788.08	1.68	1,829.33	2,449,862.78	2,424,667.25
JOHN DEERE ABS 2017-B A3 DTD 07/15/2017 1.820% 10/15/2021	47788BAD6	725,000.00	NR	Aaa	07/11/17	07/18/17	724,946.93	1.82	586.44	724,963.25	716,808.81
HAROT 2017-4 A3 DTD 11/29/2017 2.050% 11/21/2021	43813FAC7	1,600,000.00	NR	Aaa	11/22/17	11/29/17	1,599,774.56	2.06	911.11	1,599,833.84	1,584,165.28
TAOT 2017-D A3 DTD 11/15/2017 1.930% 01/15/2022	89238KAD4	1,790,000.00	AAA	Aaa	11/07/17	11/15/17	1,789,834.96	2.26	1,535.42	1,789,878.32	1,765,060.65
ALLYA 2017-5 A3 DTD 11/22/2017 1.990% 03/15/2022	02007YAC8	2,230,000.00	AAA	Aaa	11/14/17	11/22/17	2,229,826.95	1.99	1,972.31	2,229,869.95	2,207,798.57
NAROT 2017-C A3 DTD 12/13/2017 2.120% 04/15/2022	65478HAD0	970,000.00	NR	Aaa	12/06/17	12/13/17	969,835.97	2.13	913.96	969,887.24	957,902.16
TAOT 2018-A A3 DTD 01/31/2018 2.350% 05/16/2022	89238BAD4	1,485,000.00	AAA	Aaa	01/23/18	01/31/18	1,484,982.92	2.35	1,551.00	1,484,987.13	1,470,721.73
HART 2018-A A3 DTD 04/18/2018 2.790% 07/15/2022	44891KAD7	930,000.00	AAA	Aaa	04/10/18	04/18/18	929,859.94	2.80	1,153.20	929,882.28	929,255.81



Managed Account Detail of Securities Held

For the Month Ending **December 31, 2018**

CALIFORNIA JOINT POWERS INSURANCE AUTH											
Security Type/Description			S&P	Moody's	Trade	Settle	Original	YTM	Accrued	Amortized	Market
Dated Date/Coupon/Maturity	CUSIP	Par	Rating	Rating	Date	Date	Cost	at Cost	Interest	Cost	Value
Asset-Backed Security / Collateralized Mortgage Obligation											
TAOT 2018-B A3 DTD 05/16/2018 2.960% 09/15/2022	89238TAD5	2,275,000.00	AAA	Aaa	05/09/18	05/16/18	2,274,966.10	2.96	2,992.89	2,274,970.99	2,275,550.55
MBART 2018-1 A3 DTD 07/25/2018 3.030% 01/15/2023	58772RAD6	1,735,000.00	AAA	Aaa	07/17/18	07/25/18	1,734,933.38	3.03	2,336.47	1,734,940.35	1,738,128.38
ALLYA 2018-3 A3 DTD 06/27/2018 3.000% 01/15/2023	02007JAC1	2,615,000.00	AAA	Aaa	06/19/18	06/27/18	2,614,821.13	3.09	3,486.67	2,614,841.14	2,612,854.13
NAROT 2018-B A3 DTD 07/25/2018 3.060% 03/15/2023	65479GAD1	1,625,000.00	AAA	Aaa	07/17/18	07/25/18	1,624,947.35	3.06	2,210.00	1,624,952.89	1,631,272.18
Security Type Sub-Total		20,430,000.00					20,428,518.27	2.47	21,478.80	20,428,870.16	20,314,185.50
Managed Account Sub-Total		303,418,989.20					302,863,212.55	2.29	1,785,647.21	302,387,265.08	299,208,914.06
Securities Sub-Total		\$303,418,989.20					\$302,863,212.55	2.29%	\$1,785,647.21	\$302,387,265.08	\$299,208,914.06
Accrued Interest											\$1,785,647.21
Total Investments											\$300,994,561.27



Managed Account Security Transactions & Interest

For the Month Ending **December 31, 2018**

CALIFORNIA JOINT POWERS INSURANCE AUTH

Transaction Type					Principal	Accrued		Realized G/L	Realized G/L	Sale
Trade	Settle	Security Description	CUSIP	Par	Proceeds	Interest	Total	Cost	Amort Cost	Method
BUY										
12/03/18	12/06/18	FANNIE MAE NOTES DTD 09/14/2018 2.875% 09/12/2023	3135G0U43	5,470,000.00	(5,458,950.60)	(35,820.90)	(5,494,771.50)			
Transaction Type Sub-Total				5,470,000.00	(5,458,950.60)	(35,820.90)	(5,494,771.50)			

INTEREST										
12/01/18	12/01/18	WALT DISNEY COMPANY/THE CORP NOTES DTD 11/30/2012 2.350% 12/01/2022	25468PCW4	570,000.00	0.00	6,697.50	6,697.50			
12/01/18	12/25/18	FNA 2018-M5 A2 DTD 04/01/2018 3.560% 09/25/2021	3136B1XP4	1,613,304.20	0.00	4,834.97	4,834.97			
12/01/18	12/25/18	FHLMC MULTIFAMILY STRUCTURED P POOL DTD 12/01/2015 3.090% 08/25/2022	3137BM6P6	1,470,000.00	0.00	3,785.25	3,785.25			
12/03/18	12/03/18	MONEY MARKET FUND	MONEY0002	0.00	0.00	617.90	617.90			
12/05/18	12/05/18	BANK OF NOVA SCOTIA HOUSTON CD DTD 06/07/2018 3.080% 06/05/2020	06417GU22	4,570,000.00	0.00	69,596.02	69,596.02			
12/08/18	12/08/18	CITIGROUP INC CORP (CALLABLE) NOTE DTD 12/08/2016 2.900% 12/08/2021	172967LC3	2,845,000.00	0.00	41,252.50	41,252.50			
12/15/18	12/15/18	ALLYA 2018-3 A3 DTD 06/27/2018 3.000% 01/15/2023	02007JAC1	2,615,000.00	0.00	6,537.50	6,537.50			
12/15/18	12/15/18	ALLYA 2017-5 A3 DTD 11/22/2017 1.990% 03/15/2022	02007YAC8	2,230,000.00	0.00	3,698.08	3,698.08			
12/15/18	12/15/18	NAROT 2018-B A3 DTD 07/25/2018 3.060% 03/15/2023	65479GAD1	1,625,000.00	0.00	4,143.75	4,143.75			
12/15/18	12/15/18	TAOT 2018-A A3 DTD 01/31/2018 2.350% 05/16/2022	89238BAD4	1,485,000.00	0.00	2,908.13	2,908.13			
12/15/18	12/15/18	HONDA ABS 2017-2 A3 DTD 06/27/2017 1.680% 08/15/2021	43811BAC8	2,450,000.00	0.00	3,430.00	3,430.00			
12/15/18	12/15/18	JOHN DEERE ABS 2017-B A3 DTD 07/15/2017 1.820% 10/15/2021	47788BAD6	725,000.00	0.00	1,099.58	1,099.58			
12/15/18	12/15/18	NAROT 2017-C A3 DTD 12/13/2017 2.120% 04/15/2022	65478HAD0	970,000.00	0.00	1,713.67	1,713.67			



Managed Account Security Transactions & Interest

For the Month Ending **December 31, 2018**

CALIFORNIA JOINT POWERS INSURANCE AUTH

Transaction Type		Security Description	CUSIP	Par	Principal Proceeds	Accrued Interest	Total	Realized G/L Cost	Realized G/L Amort Cost	Sale Method
Trade	Settle									
INTEREST										
12/15/18	12/15/18	TAOT 2017-D A3 DTD 11/15/2017 1.930% 01/15/2022	89238KAD4	1,790,000.00	0.00	2,878.92	2,878.92			
12/15/18	12/15/18	HART 2018-A A3 DTD 04/18/2018 2.790% 07/15/2022	44891KAD7	930,000.00	0.00	2,162.25	2,162.25			
12/15/18	12/15/18	MBART 2018-1 A3 DTD 07/25/2018 3.030% 01/15/2023	58772RAD6	1,735,000.00	0.00	4,380.88	4,380.88			
12/15/18	12/15/18	TAOT 2018-B A3 DTD 05/16/2018 2.960% 09/15/2022	89238TAD5	2,275,000.00	0.00	5,611.67	5,611.67			
12/19/18	12/19/18	FREDDIE MAC NOTES DTD 06/11/2018 2.750% 06/19/2023	3137EAEN5	3,110,000.00	0.00	44,663.06	44,663.06			
12/21/18	12/21/18	HAROT 2017-4 A3 DTD 11/29/2017 2.050% 11/21/2021	43813FAC7	1,600,000.00	0.00	2,733.33	2,733.33			
12/22/18	12/22/18	JOHN DEERE CAPITAL CORP NOTES DTD 06/22/2017 1.950% 06/22/2020	24422ETS8	580,000.00	0.00	5,655.00	5,655.00			
12/28/18	12/28/18	FNMA BENCHMARK NOTES DTD 11/16/2015 1.875% 12/28/2020	3135G0H55	1,950,000.00	0.00	18,281.25	18,281.25			
12/28/18	12/28/18	FNMA BENCHMARK NOTES DTD 11/16/2015 1.875% 12/28/2020	3135G0H55	2,750,000.00	0.00	25,781.25	25,781.25			
12/31/18	12/31/18	US TREASURY NOTES DTD 06/30/2015 1.625% 06/30/2020	912828XH8	2,335,000.00	0.00	18,971.88	18,971.88			
12/31/18	12/31/18	US TREASURY NOTES DTD 12/31/2015 2.125% 12/31/2022	912828N30	2,500,000.00	0.00	26,562.50	26,562.50			
12/31/18	12/31/18	US TREASURY NOTES DTD 12/31/2014 2.125% 12/31/2021	912828G87	4,635,000.00	0.00	49,246.88	49,246.88			
Transaction Type Sub-Total				49,358,304.20	0.00	357,243.72	357,243.72			
PAYDOWNS										
12/01/18	12/25/18	FNA 2018-M5 A2 DTD 04/01/2018 3.560% 09/25/2021	3136B1XP4	34,315.00	34,315.00	0.00	34,315.00	(682.56)	0.00	
Transaction Type Sub-Total				34,315.00	34,315.00	0.00	34,315.00	(682.56)	0.00	
SELL										



Managed Account Security Transactions & Interest

For the Month Ending **December 31, 2018**

CALIFORNIA JOINT POWERS INSURANCE AUTH										
Transaction Type					Principal	Accrued		Realized G/L	Realized G/L	Sale
Trade	Settle	Security Description	CUSIP	Par	Proceeds	Interest	Total	Cost	Amort Cost	Method
SELL										
12/04/18	12/06/18	CREDIT AGRICOLE CIB NY COMM PAPER DTD 07/12/2018 0.000% 01/08/2019	22533UN82	2,500,000.00	2,494,454.17	0.00	2,494,454.17	24,454.17	(45.83)	FIFO
12/04/18	12/06/18	MUFG BANK LTD/NY COMM PAPER DTD 04/13/2018 0.000% 01/08/2019	62479MN82	2,500,000.00	2,494,339.58	0.00	2,494,339.58	24,464.58	(137.50)	FIFO
Transaction Type Sub-Total				5,000,000.00	4,988,793.75	0.00	4,988,793.75	48,918.75	(183.33)	
Managed Account Sub-Total					(435,841.85)	321,422.82	(114,419.03)	48,236.19	(183.33)	
Total Security Transactions					(\$435,841.85)	\$321,422.82	(\$114,419.03)	\$48,236.19	(\$183.33)	

CALIFORNIA JPIA

AGENDA REPORT

To: EXECUTIVE COMMITTEE
From: Jonathan Shull, Chief Executive Officer
Date: January 23, 2019
Subject: Committee Assignments

With the appointment of the new Executive Committee Member Jennifer King, it is appropriate to adjust the Committee assignments to fill vacancies on the various Committees. President Morris has revised the committee roster as shown below.

Budget Committee

The Budget Committee meets in the spring of budget years to consider the budget prepared by staff, prior to presentation of the budget to the Executive Committee and Board of Directors. The Budget Committee consists of five Executive Committee members plus the Managers Committee Chair and the Finance Officers Committee Chair.

Members:

Daryl Hofmeyer, Chair	Sonny Santa Ines
Curtis Morris	Thaddeus McCormack
Darcy McNaboe	Jose Gomez
Mary Ann Reiss	

Bylaws Committee

The Bylaws Committee meets periodically to consider changes to the bylaws. The Bylaws Committee consists of five Executive Committee members plus the Managers Committee Chair.

Members:

Mary Ann Reiss, Chair	Mark Waronek
Curtis Morris	Margaret Finlay
Jennifer King	Thaddeus McCormack

Coverage Committee

The Coverage Committee meets periodically to consider changes to the Memorandum of Coverage (MOC) and to clarify issues raised by staff about the MOC. The Coverage Committee consists of four Executive Committee members.

Members:

Tom Chavez, Chair
Curtis Morris

Jennifer King
Margaret Finlay

Personnel Committee

The Personnel Committee meets at least once annually to consider issues pertaining to salaries, benefits, and personnel actions. The Personnel Committee is a committee of the whole, and it includes the Managers Committee Chair and Finance Officers Committee Chair.

Claims Committee

The Claims Committee meets monthly to consider claims in excess of staff authority. The Claims Committee is a committee of the whole, and it includes the Managers Committee Chair and Finance Officers Committee Chair.

Appeals Committee

The Appeals Committee meets periodically to hear appeals pertaining to coverage determinations made by staff. The Appeals Committee is a committee of the whole, and it includes the Managers Committee Chair and Finance Officers Committee Chair.

Disciplinary Appeals Committee

The Disciplinary Appeals Committee was previously constituted to hear appeals from employees concerning termination, demotion, and suspension. All employees are now “at-will,” so this committee is now obsolete and shall be disbanded.

Recommended Action

Receive and file.

CALIFORNIA JPIA

AGENDA REPORT

To: EXECUTIVE COMMITTEE

From: Jonathan Shull, Chief Executive Officer

Date: January 23, 2019

Subject: Special Meeting for Discussion of Captive Formation

For the past several years, the Authority has taken steps toward the creation of a captive insurance company. A feasibility study was completed, and a firm has been contracted to guide the implementation of the captive. Many items need to be completed and several policy issues need resolution in order for the captive to move forward.

To ensure that the Executive Committee has a thorough understanding of how the captive will operate, staff would like to schedule a working session on Wednesday, January 30 at 5:30. This meeting will allow the Executive Committee to meet with the Authority's consultant and staff to address any questions and provide input.

Recommended Action

Schedule a special meeting of the Executive Committee at 5:30 p.m. on January 30, 2019.

CALIFORNIA JPIA

AGENDA REPORT

To: EXECUTIVE COMMITTEE

From: Jonathan Shull, Chief Executive Officer

Date: January 23, 2019

Subject: 2019 Executive Committee Workshop Call for Items

The next Executive Committee Workshop will be held April 11 – 13, 2019. The Workshop was established to provide extended time to consider operational and strategic issues facing the Authority.

Members of the Executive Committee are encouraged to suggest items for discussion at the Workshop. Proposed items for the agenda should be received by March 1, 2019 to allow sufficient time for development and preparation.

Recommended Action

Receive and file.

CALIFORNIA JPIA

AGENDA REPORT

To: EXECUTIVE COMMITTEE

From: Jonathan Shull, Chief Executive Officer

Date: January 23, 2019

Subject: Marketing and Member Development Support Services

The Authority operates in a competitive environment. Members are barraged by other self-insurance pools and by for-profit pool managers and insurance brokers. Some programs are less expensive and offer few services, while others are priced below prudent risk levels but rely on assessments to pay for losses. Regardless of the make-up of the competition, it exists, and the Authority must compete to remain relevant.

Over the past few years, the Authority has lost several members to other programs. Some of them shared that they desired to have more “skin in the game,” they desired more ability to control the manner by which the claims are handled, or they did not want to pool in the smaller claims of other members. In an effort to retain members with similar concerns, and to attract prospective members from other programs, the Authority developed and launched excess programs for liability and workers’ compensation coverage. These programs have proven viable and attractive to some agencies, but membership growth has been slower than anticipated.

At the Executive Committee Workshop in 2018, the Committee discussed the Authority’s growth and retention strategy. One of the outcomes of that discussion was direction to pursue the engagement of a public affairs firm to assist the Authority in its branding and marketing efforts. Staff met with several firms in the months following the Workshop and began some small projects with the firm of Tripepi Smith in the fall.

Based upon staff’s experience working with Tripepi Smith on the projects assigned to the firm, a proposal was requested to place the firm on a retainer for on-going marketing and public affairs matters. The proposal is attached. It contemplates a comprehensive engagement addressing traditional marketing, social media, and content development, all aimed at member retention and measured membership growth. The monthly retainer for services is \$7,850, with additional costs associated with ad hoc or one-off projects and materials expense. There is a minimum four-month commitment for the retainer.

Ryder Smith, President of Tripepi Smith will be present at the Executive Committee meeting to share his vision for his firm’s involvement with the Authority, and to respond to questions.

Recommended Action

Direct staff to enter into a professional services agreement with Tripepi Smith.

CALIFORNIA
JOINT POWERS INSURANCE AUTHORITY

8081 Moody Street, La Palma, California 90623-2045
(800) 229-2343 FAX (562) 860-4992

RESOLUTION NO. 2019-01 WR

A RESOLUTION OF THE EXECUTIVE COMMITTEE OF
THE BOARD OF DIRECTORS OF THE
CALIFORNIA JOINT POWERS INSURANCE AUTHORITY
ALLOWING CERTAIN CLAIMS AND DEMANDS
IN THE TOTAL AMOUNT OF \$6,064,396.01

The Executive Committee of the CALIFORNIA JOINT POWERS INSURANCE AUTHORITY does find and resolve as follows:

SECTION 1: The Treasurer or his designated representative, hereby certifies, and the Chief Executive Officer hereby approves the accuracy of the demands set out in Exhibit A, which is attached hereto and incorporated herein by this reference, and to the availability of funds for payment thereof.

Jose Gomez, Treasurer

Jonathan R. Shull, Chief Executive Officer

SECTION 2: The list of claims and demands on Exhibit A have been audited as required by law and that the same are hereby allowed in the amount as hereafter set forth.

ADOPTED AND APPROVED the 23rd day of January 2019.

Curtis Morris, President

I, Mary Ann Reiss, do hereby certify that I am the duly appointed Secretary of the CALIFORNIA JOINT POWERS INSURANCE AUTHORITY, and the foregoing is a true and correct copy of Resolution No. 2019-01 WR adopted by the Executive Committee of said Authority at a regular meeting thereof on the 23rd day of January and entered into the minutes of said meeting.

DATED: January 23rd, 2019

Mary Ann Reiss, Secretary

CALIFORNIA JOINT POWERS INSURANCE AUTHORITY

WARRANT REGISTER

From: 12/1/2018 To: 12/31/2018

CHECK NUMBER	PAYEE	AMOUNT	DESCRIPTION
DISBURSEMENT			
18262	Agility Recovery Solutions	\$5,355.00	Continuity of operations, 11/18
18263	AT&T	\$683.05	Internet service
18264	City of Bell Gardens	\$1,124.27	Property claim deductible refund
18265	City of Bishop	\$93.81	Refreshments for Emergency Preparedness and Fire Extinguisher Safety workshop, 11/29/18
18266	BNI Building News	\$760.89	Training materials, books
18267	CalPERS Long-Term Care Program	\$193.78	Long-term care premium, 11/24/18 - 12/7/18
18268	Color Digit	\$296.31	Forklift Operator workshop materials
18269	HigherGround, Inc.	\$1,795.00	Azusa cyber security payment
18270	Juve Creative, Inc.	\$34,308.75	Graphic design service, various projects
18271	City of Laguna Niguel	\$781.25	Property claim deductible refund
18272	City of Lake Elsinore	\$894.50	Property claim deductible refund
18273	City of Lakewood	\$174.62	Refreshments for Team Building and Team Communication workshop, 11/28/18
18274	Law Offices of S. Henslee Smith	\$885.89	Legal service, property claim
18275	Town of Mammoth Lakes	\$100.55	Refreshments for Emergency Preparedness and Fire Extinguisher Safety workshop, 11/8/18
18276	Milliman	\$2,800.00	Actuarial service
18277	Mir IT Consulting	\$9,900.00	Azusa Cyber security payment
18278	City of Mission Viejo	\$67.18	Refreshments for Driver Safety workshop, 11/29/18
18279	Orange County City Managers Association	\$2,000.00	OCCMA 2018-19 sponsorship
18280	City of Palm Desert	\$2,760.00	Property claim deductible refund
18281	Paul, Plevin, Sullivan & Connaughton LLP	\$600.00	ADA/FEHA training, 11/15/18, Poway
18282	Protelligent	\$16,863.00	IT system support, 12/18
18283	Purchase Power	\$100.00	Postage for office meter
18284	Q Document Solutions Inc	\$904.06	Xerox printers service
18285	Rodger's Catering	\$214.89	Refreshments for Ergonomics workshop, 11/28/18, California JPIA
18286	City of Rosemead	\$69.00	Refreshments for Workers Compensation 101 workshop, 11/27/18
18287	City of San Gabriel	\$43.92	Refreshments for Mandated Reporter workshop, 11/30/18
18288	Sierra Ergonomics, Inc.	\$2,467.96	Ergonomics workstation audits, 11/13-14/18, California JPIA
18289	City of Signal Hill	\$244.81	Refreshments for Trench & Excavation Safety workshop, 11/28/18; Workplace Harassment workshop, 12/4/18
18290	Southern California Gas Company	\$64.25	Gas charge
18291	The Standard Insurance Company	\$4,718.59	AD&D, LIFE, LTD & STD premium, 12/18
18292	Vision Service Plan - Ca	\$862.48	Vision premium, 12/18
18293	Wex Bank	\$643.83	Lease vehicles' fuel, 11/18
18294	Cleanright Building Maintenance, Inc.	\$750.00	Janitorial service, 12/18
18295	Rodriguez Landscape Maintenance, Inc.	\$1,450.00	Landscape maintenance, 11/18
18296	Sierra Ergonomics, Inc.	\$1,727.48	Ergonomics workshop, 11/28/18, La Palma
18297	City of Palm Desert	\$176.83	Refreshments for CPR/AED/First-Aid Safety workshop, 12/6/18
18298	Iron Mountain	\$60.95	Shredding service, 11/18
18299	Southern California Edison Company	\$1,786.73	Electricity charge, 11/18
18300	Exterminetics of Southern California, Inc.	\$125.00	Pest control, 11/18
18301	Collins, Collins Muir & Stewart, LLP	\$1,034.50	Legal service, 10/18
18302	Wilmes, LLC	\$3,905.00	Curriculum development, filming
18303	Tamara S. Letourneau	\$600.00	Staff training, 1/28/19
18304	FedEx Office	\$3,826.15	Training material printing, marketing banners
18305	NetMotion Software, Inc	\$1,000.00	Azusa cyber incident
18306	ACS Billing Service	\$2,595.36	Water & sewer
18307	Mark R. Alexander	\$250.00	LTF Oversight Committee meeting, 12/12/18
18308	City of Alhambra	\$302.87	Refreshments for Mandated Reporter workshop, 12/11/18; Workplace Harassment workshop, 11/29/18

CALIFORNIA JOINT POWERS INSURANCE AUTHORITY

WARRANT REGISTER

From: 12/1/2018 To: 12/31/2018

CHECK NUMBER	PAYEE	AMOUNT	DESCRIPTION
18309	Allan A. Amico	\$798.00	Medicare part B premium reimbursement, October-December, 2018
18310	City of Arroyo Grande	\$27.95	Refreshments for Bloodborne Pathogens workshops, 12/12-13/18
18311	City of Azusa	\$180.81	Refreshments for Traffic Control and Flagging Safety workshop, 12/10/18
18312	David Bass	\$402.00	Medicare part B premium reimbursement, October-December, 2018
18313	Vita C. Bautista	\$562.50	Medicare part B premium reimbursement, October-December, 2018
18314	City of Big Bear Lake	\$226.91	Refreshments for Dealing Successfully with Customers workshop, 10/30/18; Fall Protection Awareness workshop, 10/29/18
18315	City of Bishop	\$11.24	Refreshments for Big 5 workshop, 12/18/18
18316	James Bozajian	\$250.00	LTF Oversight Committee meeting, 12/12/18
18317	Buckley Productions, Inc	\$833.76	Training materials, handbooks
18318	Thomas Butch	\$1,125.00	Medicare part B premium reimbursement, October-December, 2018
18319	California Chamber of Commerce	\$144.78	2019 CA Employment poster
18320	CWCI	\$27,550.00	Membership fee
18321	CalPERS Long-Term Care Program	\$193.78	Long-term care premium, 12/8/18 - 12/21/18
18322	Regina Clock	\$402.00	Medicare part B premium reimbursement, October-December, 2018
18323	Dolores Corral	\$393.00	Medicare part B premium reimbursement, October-December, 2018
18324	Michael T. Davitt	\$125.00	LTF Oversight Committee meeting, 12/12/18
18325	Declues, Burkett & Thompson, APC	\$10,768.45	Legal service, 11/18, 12/18
18326	Delta Elevator Company	\$104.48	Elevator maintenance service, 11/18
18327	Margaret E. Finlay	\$729.43	Executive Committee meeting, 12/12/18 2x; LTF Oversight Committee meeting, 12/12/18
18328	Patricia A. France	\$562.50	Medicare part B premium reimbursement, October-December, 2018
18329	Gibbons & Conley	\$5,225.95	Legal services, 10/18 & 11/18
18330	Connie Gilbert	\$756.00	Medicare part B premium reimbursement, October-December, 2018
18331	City of Grover Beach	\$55.60	Refreshments for Forklift Operator workshop, 12/6/18
18332	Christian L. Hernandez	\$250.00	LTF Oversight Committee meeting, 12/12/18
18333	Ernie Hernandez	\$250.00	LTF Oversight Committee meeting, 12/12/18
18334	Iron Mountain	\$313.71	File storage & retrieval, 12/18
18335	Jack Nadel International	\$687.67	Employee recognition, awards
18336	City of La Quinta	\$160.46	Refreshments for Workplace Harassment workshops, 12/12-13/18
18337	Los Altos Trophy	\$35.23	Office supplies, name plate, badge
18338	Lee E. Losee	\$780.00	Medicare part B premium reimbursement, October-December, 2018
18339	Thaddeus McCormack	\$479.43	Executive Committee meeting, 12/12/18 2x
18340	John Moreno	\$125.00	LTF Oversight Committee meeting, 12/12/18
18341	Curtis Morris	\$734.88	Executive Committee meeting, 12/12/18 2x; LTF Oversight Committee meeting, 12/12/18
18342	City of Paso Robles	\$293.59	Refreshments for Emergency Preparedness and Fire Extinguisher Safety workshop, 10/24/18; Hazwoper workshop, 11/7/18; Environmental Safety workshop, 12/5/18
18343	Protelligent	\$16,863.00	IT system support, 1/18
18344	PARS	\$7,000.00	Retirement plan actuarial study, 12/18; Retirement plan administration fee, 10/18
18345	Jose E. Pulido	\$250.00	LTF Oversight Committee meeting, 12/12/18
18346	Randy Crump Consulting	\$4,260.00	Database maintenance
18347	Marcel Rodarte	\$250.00	LTF Oversight Committee meeting, 12/12/18
18348	Rodger's Catering	\$662.48	Refreshments for Executive Committee meeting, 12/12/18
18349	City of Seaside	\$15.16	Refreshments for Risk Managers Roundtable, 11/6/18
18350	Catherine M. Sloan	\$1,285.80	Medicare part B premium reimbursement, October-December, 2018
18351	Southern California Edison Company	\$84.25	Electricity charge, 11/18
18352	Won Door Corporation	\$339.00	Annual fireguard door inspection
18353	Xerox Corporation	\$468.89	Xerox printer lease, 11/18
18354	Xerox Financial Services	\$2,582.53	Xerox printer lease, 12/18

CALIFORNIA JOINT POWERS INSURANCE AUTHORITY
WARRANT REGISTER
From: 12/1/2018 To: 12/31/2018

CHECK NUMBER	PAYEE	AMOUNT	DESCRIPTION
18355	Citi Cards	\$1,113.85	Business expenses
18356	Department of Industrial Relations	\$826,101.88	State assessment 2017-18
20181204	American Express	\$90,487.80	Business expenses
20181231	Chase	\$5,383.84	Business expenses
EFT1005594	Vantagepoint Transfer Agents - 107288	\$2,236.22	401A plan contribution, 12/18
EFT1005595	Burke, Williams & Sorensen	\$12,747.66	Legal service, 10/18; Workplace Harassment workshops, 10/16/18, Sierra Madre, 10/17/18, Duarte, 10/3-4/18, Chino Hills
EFT1005596	Damewood Consulting Group	\$4,730.10	Big 5 workshop, 11/29/18, Santa Paula; Forklift Operator workshop, 11/21/18, Azusa
EFT1005597	Delta Dental	\$2,950.39	Dental premium, 12/18
EFT1005598	Delta Dental Insurance Company	\$41.28	Dental premium, 12/18
EFT1005599	Disability Access Consultants, LLC	\$82,025.00	ADA evaluations, El Centro, Palm Desert
EFT1005600	HARBINGER HORIZON	\$7,348.60	Team Building & Team Communication workshop, 11/28/18, Lakewood; Workplace Harassment workshops, 11/29/18, Alhambra, , 11/5-6/18, Indio
EFT1005601	Lisa Harvey	\$2,663.00	Driver Safety workshop, 11/29/18, Mission Viejo; Mandated Reporter workshop, 11/30/18, San Gabriel
EFT1005602	Managed Health Network	\$69.44	Employee assistance program, 12/18
EFT1005603	OC CPR Training	\$10,606.14	CPR/AED/First-Aid workshops, 11/14/18, Commerce, 11/14/18, San Juan Capistrano, 11/15/18, California JPIA, 11/17/18, La Mirada
EFT1005604	Jeff Rush	\$480.03	Business travel expense reimbursement
EFT1005605	S2 Safety Training	\$2,842.25	Emergency Preparedness and Fire Extinguisher Safety workshop, 11/29/18, Bishop
EFT1005606	Ryan Thomas	\$56.69	Business travel expense reimbursement
EFT1005607	James Thyden	\$2,201.33	Business travel expense reimbursement
EFT1005608	Vantagepoint Transfer Agents - 303081	\$12,381.66	Deferred compensation, 11/24/18 - 12/7/18
EFT1005609	Damewood Consulting Group	\$4,976.87	Traffic Control and Flagging Safety workshop, 12/3/18, Azusa; Respirator Certification workshop, 12/4/18, Port Hueneme; Environmental Safety workshop, 12/5/18, Paso Robles; Forklift Operator workshop, 12/6/18, Grover Beach
EFT1005610	JLT RE North America Inc.	\$69,186.00	Liability & WC program, broker fee
EFT1005611	Lam Le	\$330.93	Business travel expense reimbursement
EFT1005612	Milliman	\$32,693.00	Actuarial study, 10/18
EFT1005613	OC CPR Training	\$2,880.97	CPR/AED/First-Aid Safety workshop, 12/6/18, Palm Desert
EFT1005614	Lilian Salcedo	\$433.80	Business expense & FSA medical expense reimbursement
EFT1005615	The Docuteam	\$19.27	File storage & retrieval, 11/18
EFT1005616	Habib Ali	\$275.39	Business travel expense reimbursement
EFT1005617	Jeff K. Bills	\$3,000.00	Monthly retainer, 11/18
EFT1005618	Tom Chavez	\$478.34	Executive Committee meeting, 12/12/18 2x
EFT1005619	Cornerstone Communications, Inc	\$277,900.00	LMS - licensing
EFT1005620	Crossmark Risk Solutions, LLC	\$9,669.00	LossCAP & RMIS support, 8/18
EFT1005621	Enterprise FM Trust	\$3,152.55	Vehicle's lease, 12/18
EFT1005622	Joseph Eynon	\$288.16	FSA medical expense reimbursement
EFT1005623	Melaina Francis	\$270.00	Home office internet allowance
EFT1005624	Jose A. Gomez	\$455.45	Executive Committee meeting, 12/12/18 2x
EFT1005625	Tammie Haller	\$280.51	Business expense reimbursement
EFT1005626	Daryl Hofmeyer	\$459.81	Executive Committee meeting, 12/12/18 2x
EFT1005627	Timothy J. Karcz	\$45.00	Home office internet allowance
EFT1005628	Norman A. Lefmann	\$2,256.47	Business expense & FSA medical expense reimbursement
EFT1005629	Darcy M. McNaboe	\$505.59	Executive Committee meeting, 12/12/18 2x
EFT1005630	Cortney Morrison	\$2,500.00	FSA dependent care expenses reimbursement
EFT1005631	Douglas R. Prichard	\$250.00	LTF Oversight Committee meeting, 12/12/18
EFT1005632	Mary Ann Reiss	\$672.36	Executive Committee meeting, 12/12/18 2x
EFT1005633	Jeff Rush	\$254.73	Business travel expense & FSA dependent care expenses reimbursement
EFT1005634	Sonny R. Santa Ines	\$457.63	Executive Committee meeting, 12/12/18 2x

CALIFORNIA JOINT POWERS INSURANCE AUTHORITY
WARRANT REGISTER
From: 12/1/2018 To: 12/31/2018

CHECK NUMBER	PAYEE	AMOUNT	DESCRIPTION
EFT1005635	James Thyden	\$200.14	Business travel expense & FSA dependent care expenses reimbursement
EFT1005636	USI Ins Services Nat'l	\$27,500.00	LTF Excess insurance, broker fee
EFT1005637	Via Real Associates LLC	\$48,228.00	Property claim loss of use
EFT1005638	Mark Waronek	\$828.62	Executive Committee meeting, 12/12/18 2x; LTF Oversight Committee meeting, 12/12/18; Business travel expense reimbursement
EFT1005639	U.S. Bank	\$8,839.51	PARS contribution, 11/23/18 - 12/7/18
DISBURSEMENT TOTAL		\$1,767,717.99	
GENERAL			
214996	CalPERS	\$46,514.51	Medical premium, 12/18
221578	CalPERS	\$1,852.87	PERS contribution, 11/24/18 - 12/7/18
221579	CalPERS	\$18,869.52	PERS contribution, 11/24/18 - 12/7/18
342144	State of California	\$6,342.97	State tax withheld, 11/24/18 - 12/7/18
42065887	United States Treasury	\$28,333.74	FED & FICA tax, 11/24/18 - 12/7/18
GENERAL TOTAL		\$101,913.61	
IMPREST ACCOUNTS DISBURSMENT			
	California JPIA CCCSIF Workers Compensation ACCT# XXX-XXX2415	\$16,635.68	CCCSIF WC claims reimbursement Ck# 38332-38341
	California JPIA Liability ACCT# XXX-XXX2802	\$1,608,834.76	Liability claims reimbursement Ck# 127855-128220
	California JPIA Payroll ACCT# XXX-XXX2794	\$87,185.94	Payroll account reimbursement for pay period Dec 1 2018-Dec 31 2018
	California JPIA Payroll ACCT# XXX-XXX2794	\$88,021.00	Payroll account reimbursement for pay period Dec 1 2018-Dec 31 2018
	California JPIA Property ACCT# XXX-XXX5066	\$381,528.13	Property claims reimbursement Ck# 6976-6993
	California JPIA Workers Compensation ACCT# XXX-XXX2340	\$2,122,515.70	WC claims reimbursement Ck# 477559-479027
	Voided - California JPIA Checks	(\$109,956.80)	All Imprest Account
IMPREST ACCOUNTS DISBURSMENT TOTAL		\$4,194,764.41	
GRAND TOTAL		\$6,064,396.01	

In accordance with Article VII, of the Bylaws of the California Joint Powers Insurance Authority, the Chief Executive Officer hereby certifies to the accuracy of the demands and to the availability of funds for payment thereof.

Jonathan R. Shull, Chief Executive Officer